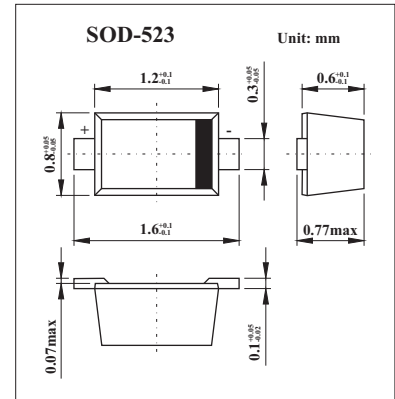
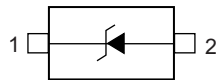


Surface Mount Transient Voltage Suppressor

ESD5Z5.0

■ Features

- Peak Power up to 200 Watts @ 8 x 20 μ s Pulse
- Low Leakage
- Response Time is Typically < 1 ns
- ESD Rating of Class 3 (> 16 kV) per Human Body Model

■ Absolute Maximum Ratings $T_a = 25^\circ\text{C}$

Parameter	Symbol	Rating	Unit
ESD Voltage		16	KV
		400	V
Electrostatic discharge		30	KV
		30	KV
Electrostatic discharge		40	A
Total Power Dissipation on FR-5 Board*1, @ $T_a = 25^\circ\text{C}$	P_D	100	mW
Junction Temperature Range	T_L	260(10s)	$^\circ\text{C}$
Lead Solder Temperature -Maximum	T_J	150	$^\circ\text{C}$
Storage Temperature Range	T_{stg}	-55 to +150	$^\circ\text{C}$

*1 FR-5 = 1.0 X 0.75 X 0.62 in.

■ Electrical Characteristics ($T_a = 25^\circ\text{C}$ unless otherwise noted, $V_F = 0.9\text{ V Max.}$ @ $I_F = 10\text{ mA}$ for all types)

Device	$V_{RWM}(V)$	$I_R(\mu A)$ @ V_{RWM}	$V_{BR}(V)$ @ I_T^*2	I_T	$V_C(V)^*1$ @ $I_{PP}=5.0A$	$V_C(V)^*1$ @ $\text{Max } I_{PP}$	$I_{PP}(A)^*1$	$P_{PK}(W)^*1$	$C(pF)$
	Max	Max	Min	mA	Typ	Max	Max	Max	Typ
ESD5Z5.0	5.0	0.05	6.2	1.0	11.6	18.6	9.4	174	80

* 1. Surge current waveform per Fig.1

2. V_{BR} is measured with a pulse test current I_T at an ambient temperature of 25°C .

■ Marking

Marking	ZF
---------	----

ESD5Z5.0

■ Typical Characteristics

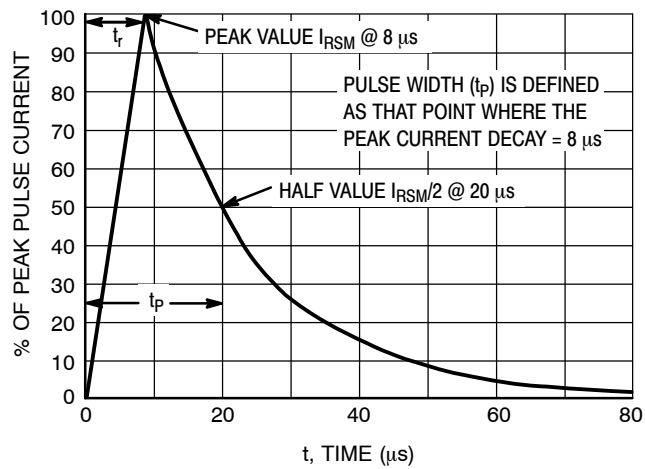
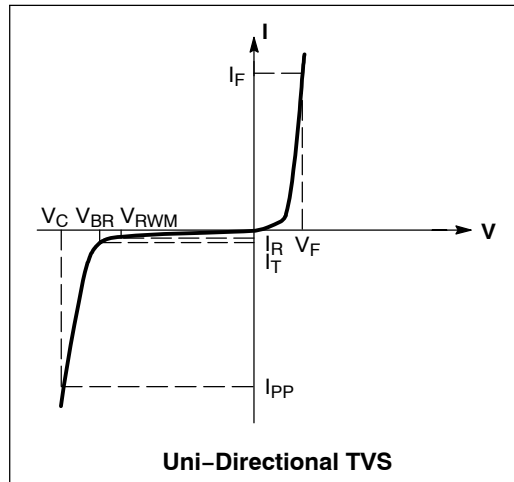


Figure 1. 8 x 20 µs Pulse Waveform