

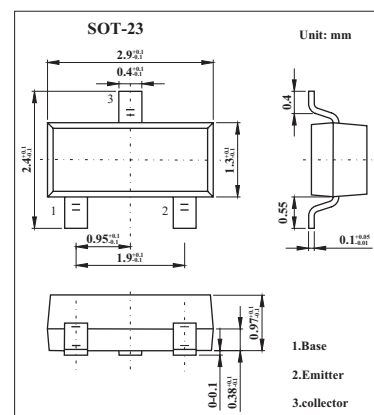
PNP Transistors

2SB1198K

Features

Low $V_{CE(sat)}$, $V_{CE(sat)} = -0.2V$ $V_{CE(sat)} = -0.2V$

High breakdown voltage.

 $BV_{CEO} = -80V$ Absolute Maximum Ratings $T_a = 25$

Parameter	Symbol	Rating	Unit
Collector - Base Voltage	V_{CBO}	-80	V
Collector - Emitter Voltage	V_{CEO}	-80	
Emitter - Base Voltage	V_{EBO}	-5	
Collector Current	I_C	-0.5	A
Collector Power Dissipation	P_C	0.2	W
Junction Temperature	T_J	150	
Storage Temperature range	T_{stg}	-55 to 150	

Electrical Characteristics $T_a = 25$

Parameter	Symbol	Testconditons	Min	Typ	Max	Unit
Collecto- base breakdown voltage	V_{CBO}	$I_C = -50 \mu A, I_E = 0$	-80			V
Collector- emitter breakdown voltage	V_{CEO}	$I_C = -2 mA, I_B = 0$	-80			
Emitter - base breakdown voltage	V_{EBO}	$I_E = -50 \mu A, I_C = 0$	-5			
Collector-base cut-off current	I_{CBO}	$V_{CB} = -50 V, I_E = 0$			-0.5	uA
Emitter cut-off current	I_{EBO}	$V_{EB} = -4V, I_C = 0$			-0.5	
DC current gain	h_{FE}	$V_{CE} = -3V, I_C = -100mA$	120		390	
Collector-emitter saturation voltage	$V_{CE(sat)}$	$I_C = -0.5A, I_B = -50mA$		-0.2	-0.5	V
Collector output capacitance	C_{ob}	$V_{CB} = ?10V, I_E = 0mA, f = 1MHz$		11		pF
Transition frequency	f_T	$V_{CE} = -10V, I_E = 50mA, f = 100MHz$		180		MHz

Classification of $h_{FE(1)}$

Rank	Q	R
h_{FE}	120-270	180-390

2SB1198K

Typical Characteristics

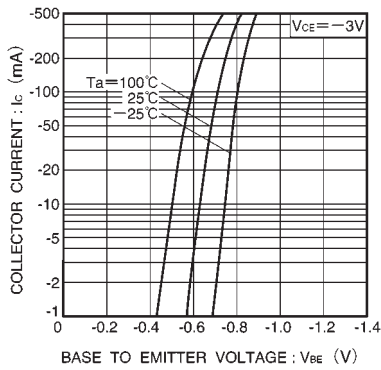


Fig.1 Grounded emitter propagation characteristics

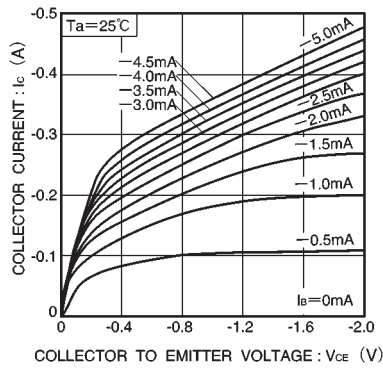


Fig.2 Grounded emitter output characteristics

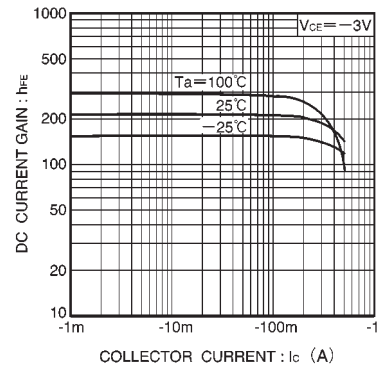


Fig.3 DC current gain vs. collector current

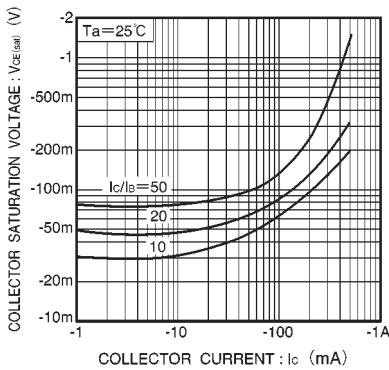


Fig.4 Collector-emitter saturation voltage vs. collector current (I)

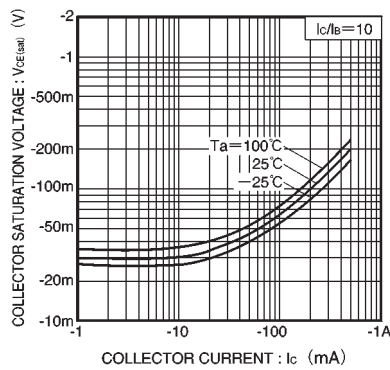


Fig.5 Collector-emitter saturation voltage vs. collector current (II)

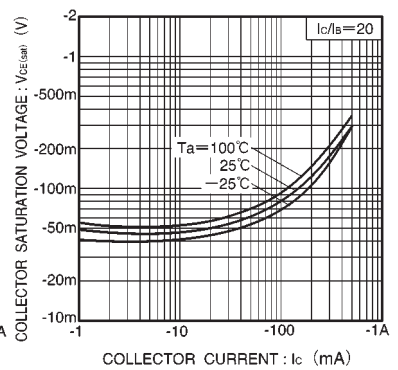


Fig.6 Collector-emitter saturation voltage vs. collector current (III)

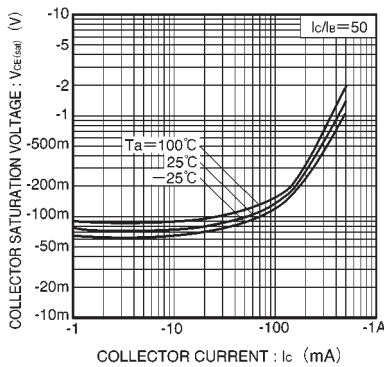


Fig.7 Collector-emitter saturation voltage vs. collector current (IV)

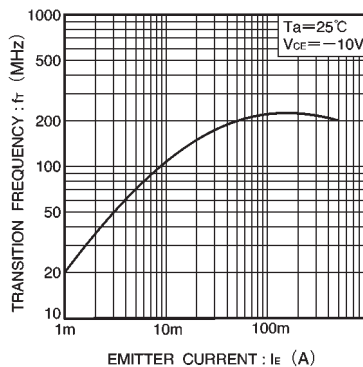


Fig.8 Gain bandwidth product vs. emitter current

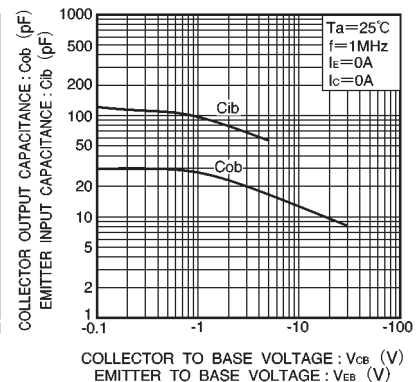


Fig.9 Collector output capacitance vs. collector-base voltage
Emitter input capacitance vs. emitter-base voltage