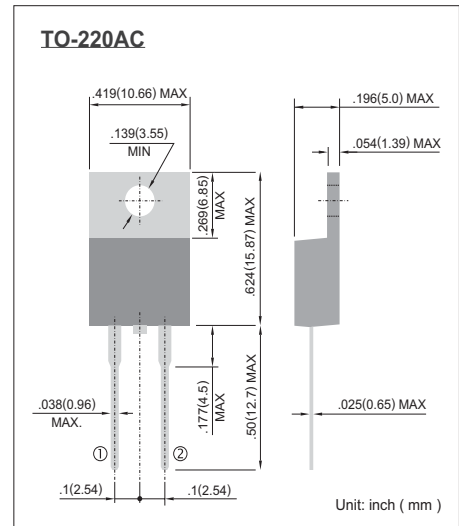
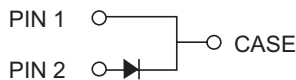


Schottky Barrier Rectifier

SBL1030 - SBL1060

Features

- Low Power Loss, High Efficiency
- High Surge Capability
- High Current Capability and Low Forward Voltage Drop
- For Use in Low Voltage, High Frequency Inverters, Free Wheeling, and Polarity Protection Applications
- Plastic Material: UL Flammability Classification Rating 94V-0



Absolute Maximum Ratings and Electrical Characteristics Ta = 25

Parameter	Symbol	SBL 1030	SBL 1035	SBL 1040	SBL 1045	SBL 1050	SBL 1060	Unit
Peak Repetitive Reverse Voltage	V _{RRM}							
Working Peak Reverse Voltage	V _{RWM}	30	35	40	45	50	60	V
DC Blocking Voltage	V _R							
RMS Reverse Voltage	V _{R(RMS)}	21	24.5	28	31.5	35	42	V
Average Rectified Output Current*1	I _O	10						A
Non-Repetitive Peak Forward Surge Current 8.3ms Single half sine-wave superimposed on rated load (JEDEC Method)	I _{FSM}	250						A
Forward Voltage @I _F = 10A	V _F	0.6				0.75		V
Peak Reverse Current @T _A = 25	I _R	1.0						mA
At Rated DC Blocking Voltage @T _A = 100		50						
Typical Junction Capacitance *2	C _j	700						pF
Typical Junction Resistance	R _{JC}	3.5						/W
Operating and Storage Temperature Range	T _j , T _{STG}	-65 to 150						

*1. Thermal resistance junction to case mounted on heatsink.

*2. Measured at 1.0MHz and applied reverse voltage of 4.0V DC.

SBL1030 - SBL1060

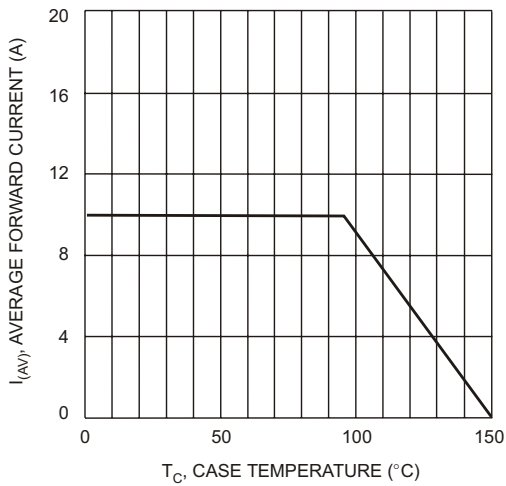


Fig. 1 Forward Current Derating Curve

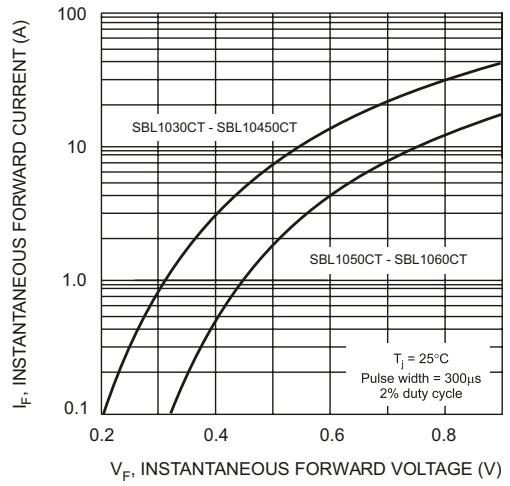


Fig. 2 Typical Forward Characteristics

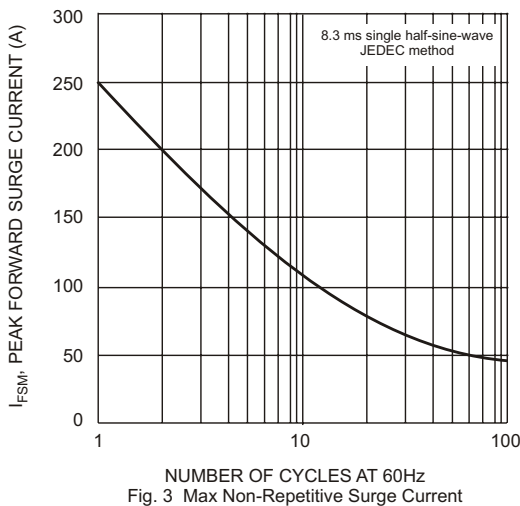


Fig. 3 Max Non-Repetitive Surge Current

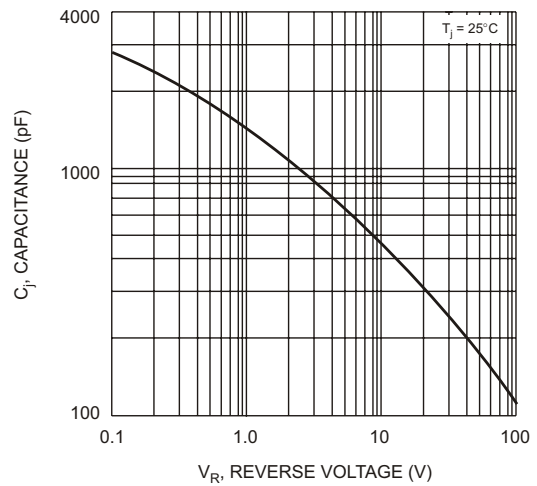


Fig. 4 Typical Junction Capacitance per Element

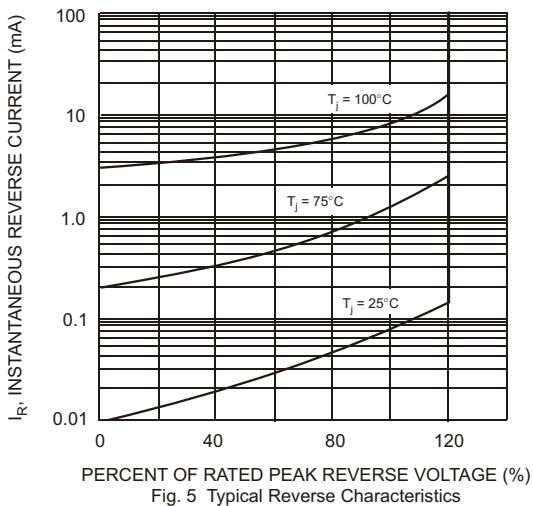


Fig. 5 Typical Reverse Characteristics