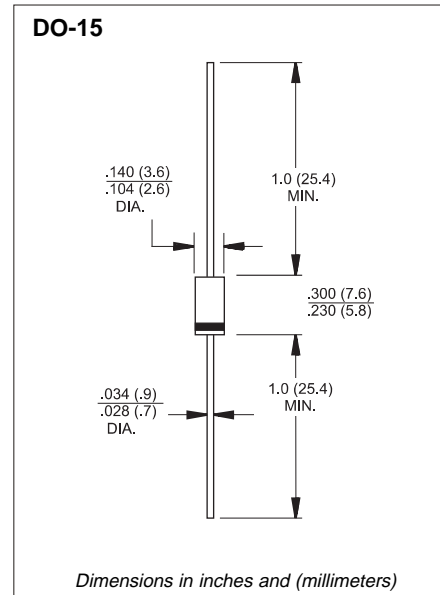


## 2.0A Schottky Barrier Rectifier SB2100

### ■ Features

- High Current Capability
- Low Power Loss, High Efficiency
- High Surge Current Capability



### ■ Absolute Maximum Ratings and Electrical Characteristics Ta = 25°C

Parameter	Symbol	Rating	Unit
Peak Repetitive Reverse Voltage	VRRM	100	V
Working Peak Reverse Voltage	VRWM		
DC Blocking Voltage	VR		
RMS Reverse Voltage	VR(RMS)	70	V
Average Rectified Output Current @TL = 75°C	Io	2.0	A
Non-Repetitive Peak Forward Surge Current 8.3ms Single half sine-wave superimposed on rated load (JEDEC Method)	IFSM	50	A
Forward Voltage @IF = 2.0A	VF	0.85	V
Peak Reverse Current @TA = 25°C	IR	0.5	mA
At Rated DC Blocking Voltage @TA = 100°C		10	
Typical Junction Capacitance (Note 1)	Cj	140	pF
Typical Thermal Resistance (Note 2)	RθJA	35	°C/W
Operating Junction Temperature Range	Tj	-65 to +125	°C
Storage Temperature Range	TSTG	-65 to 150	°C

Note: 1. Measured at 1.0 MHz and applied reverse voltage of 4.0V D.C.

2. Thermal resistance junction to lead P.C.B. mounted 0.375" (9.5 mm) lead length.

# SB2100

## ■ Typical Characteristics

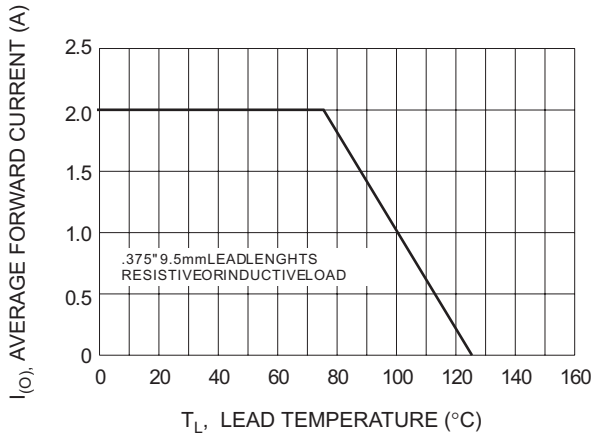


Fig. 1 Forward Current Derating Curve

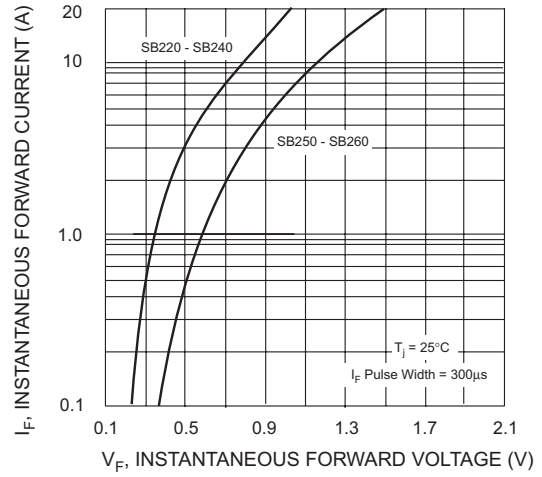


Fig. 2 Typical Forward Characteristics

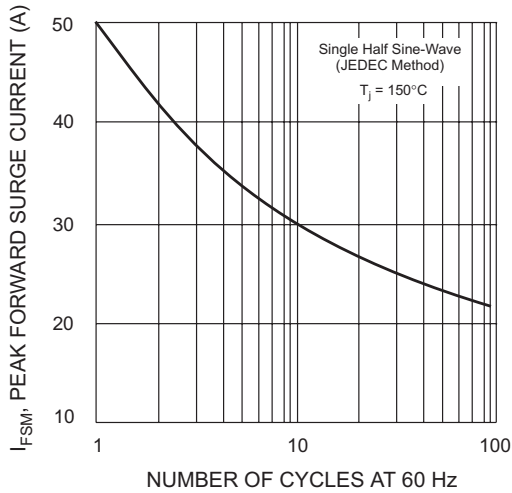


Fig. 3 Max Non-Repetitive Peak Fwd Surge Current

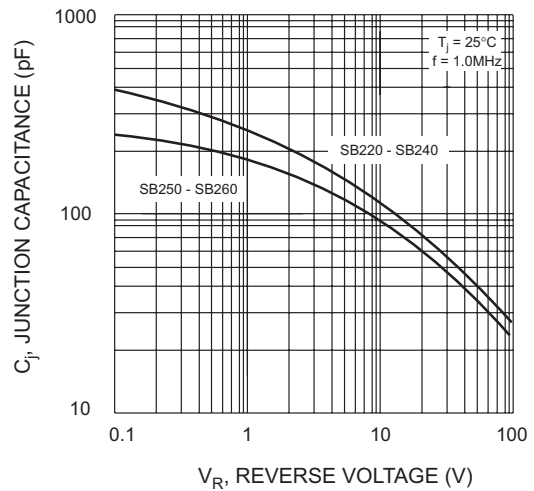


Fig. 4 Typical Junction Capacitance

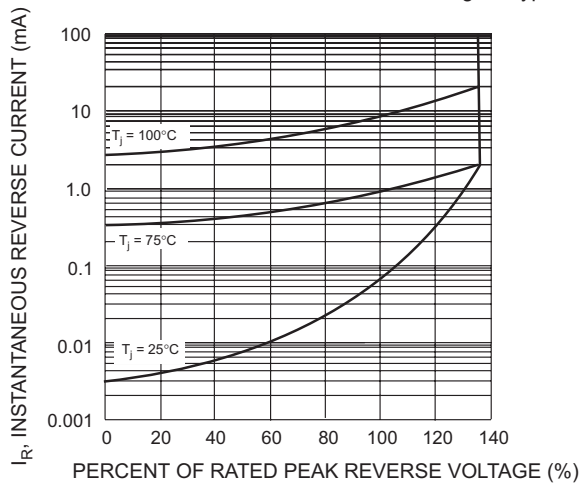


Fig. 5 Typical Reverse Characteristics